





Counting to 100 with Tens and Ones

In this activity, help your child count-up to 100 by breaking numbers into tens and ones. Show them how a number like 23 is made of 2 tens (20) and 3 ones (3).

Use small objects to group tens and add the ones, so they can easily see how numbers are built. This approach makes counting larger numbers easier and strengthens their understanding of place value.

Example:

Number	Place	Picture	Words
23	2 Tens		Twenty- Three
	3 Ones		

35	3 Tens	 	Thirty-Five
----	--------	--	-------------

Practice Exercises on next sheet

Exercise:

Number	Place	Picture	Words
47			
51			

Number	Place	Picture	Words
64			
98			

Discover more worksheets Logon to [Jayscolouringpages](https://www.jayscolouringpages.com)